

FEMINIST DATA (VISUALIZATION)

Miriah Meyer

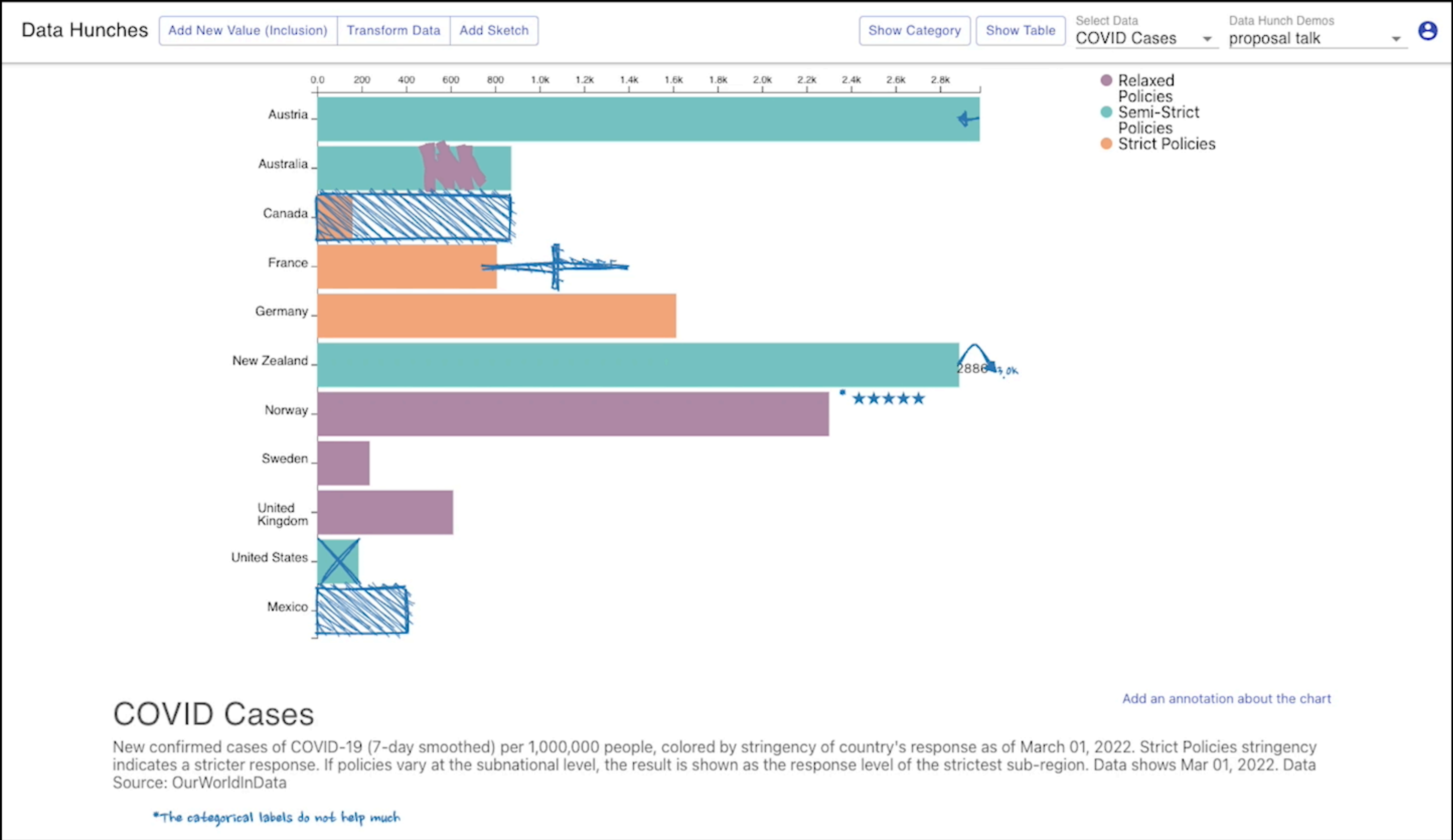
*Professor
Dept. of Science & Technology*

li.u LINKÖPING
UNIVERSITY



- Feminist and critical perspectives to how we view data and tech
- Redirect our attentions, questions, and values to different kinds of things
- Focus on our responsibilities as researchers and technologists
- Visualization focuses on the intersection of people with data & models

THE LIMITS OF DATA



- Co-valuing expert knowledge and data
- Missing data —> missingness
- The role of data uncertainties

EMPOWERING THE PUBLIC

Linköping University

campus Norrköping



NORRKÖPING
VISUALIZATION CENTER



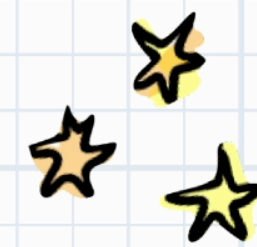
NEW EXHIBITS



NORRKÖPING
VISUALIZATION CENTER




NEW EXHIBITS



Data & Me

Explore new ways to see ourself, our community,
and our city through data.



what is data

data flower


data jewelry

data mapping

About

DATA WORKSHOPS

workshop 2: Data Jewelry



workshop 1: Data Selfies

workshop 3: Emotional Mapping

HUMANIZING TECH

